




Ryan ST



The **Ryan STs** were a series of two seat, low-wing **monoplane** aircraft built by the **Ryan Aeronautical Company**. They were used as sport aircraft, as well as **trainers** by flying schools and the military of several countries.

General characteristics



- **Crew:** one
- **Capacity:** one passenger
- **Length:** 21 ft 5 in (6.53 m)
- **Wingspan:** 29 ft 11 in (9.12 m)
- **Height:** 6 ft 11 in (2.11 m)
- **Wing area:** 124 sq ft (11.5 m²)
- **Empty weight:** 1,023 lb (464 kg)
- **Gross weight:** 1,575 lb (714 kg)



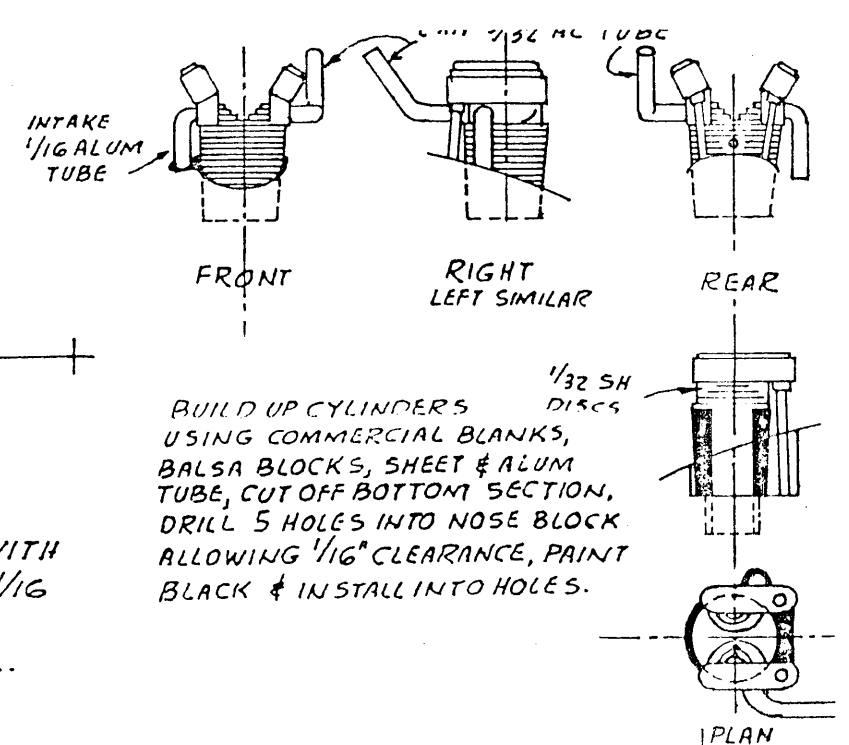
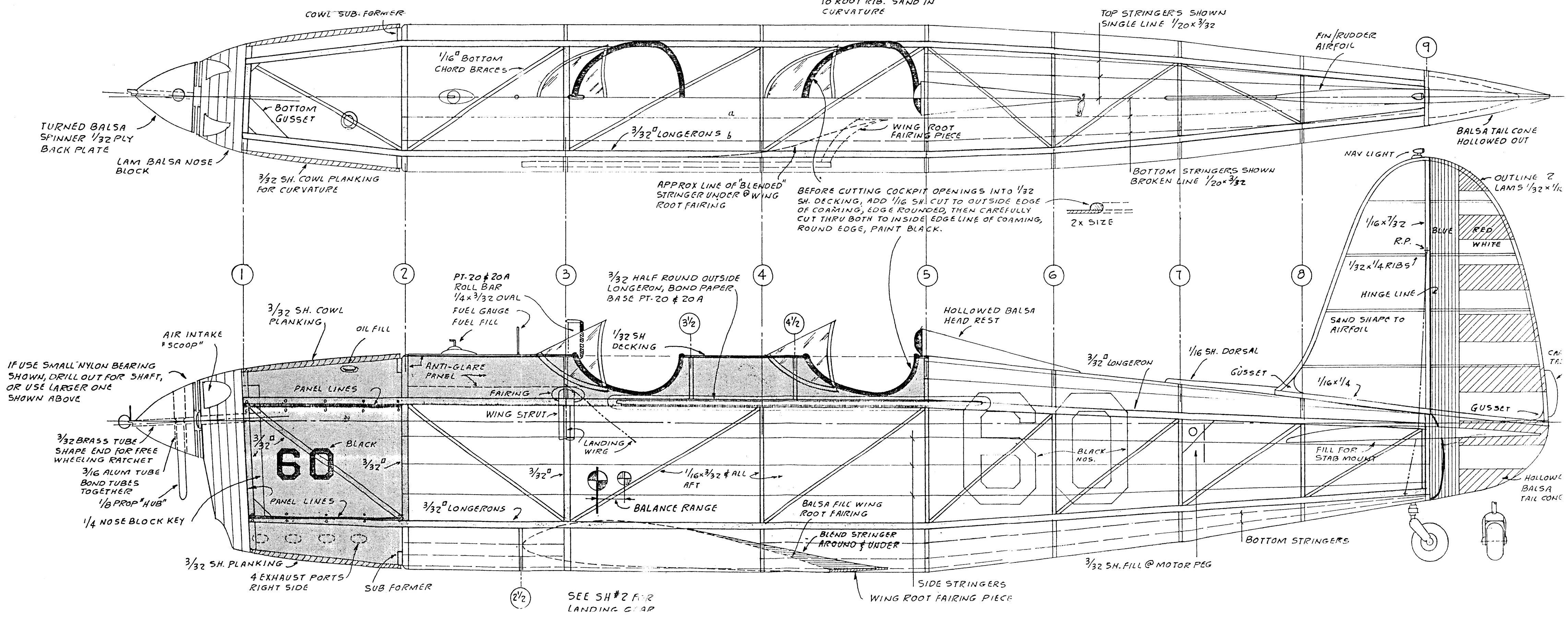
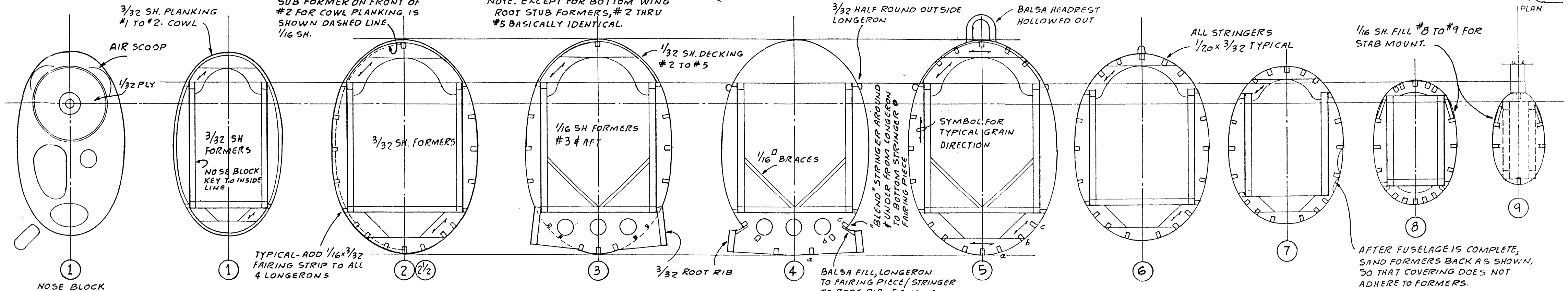
- **Fuel capacity:** 24 US gal (20 imp gal; 91 L)

- **Powerplant:** 1 × **Menasco C4** inverted four-cylinder air-cooled inline-engine, 125 hp (93 kW)

Performance

- **Maximum speed:** 150 mph (241 km/h; 130 kn)
- **Cruise speed:** 127 mph (110 kn; 204 km/h)
- **Stall speed:** 42 mph (36 kn; 68 km/h) (with flaps)
 - **Range:** 350 mi (304 nmi; 563 km)
 - **Service ceiling:** 17,500 ft (5,334 m)
 - **Rate of climb:** 1,200 ft/min (6.1 m/s)

PT-20A B-5 KINNER
RADIAL ENGINE
USE #61 IN LIEU #60
MARKING # 3/8" AFT OF
OUTSIDE LONGERON



1/16 SH. FILL #8 TO #9 FOR STAB MOUNT.

AFTER FUSELAGE IS COMPLETE, SAND FORMERS BACK AS SHOWN, SO THAT COVERING DOES NOT ADHERE TO FORMERS.

BEFORE CUTTING COCKPIT OPENINGS INTO 1/32 SH. DECKING, ADD 1/16 SH. CUT TO OUTSIDE EDGE OF COAMING, EDGE ROUNDED, THEN CAREFULLY CUT THRU BOTH TO INSIDE EDGE LINE OF COAMING, ROUND EDGE, PAINT BLACK.

SEE SH #2 FOR LANDING GEAR

